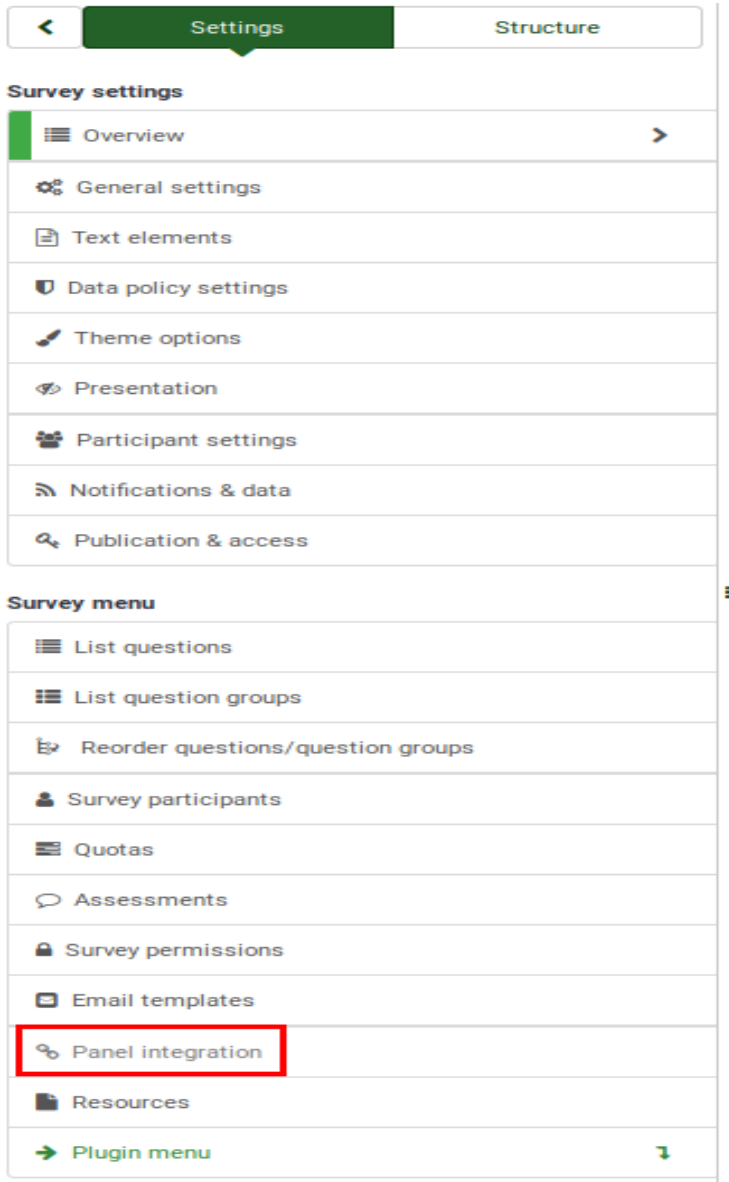


# Lime Survey | Lucid Guide to Redirect Implementation

## Step 1

Survey's panel integration: **Survey menu > Panel integration**



## Step 2

### Survey panel integration

An empty table will be displayed with the option that allows you *to add an URL parameter*.

Edit survey panel integration

Action	Parameter	Target question

Add URL parameter

### Define the parameter for End URL i.e. Complete link

#### New parameter

Parameter name

Target question

### Now define the GET Parameter for Termination URL

Now add the answer of the question where you need to terminate the respondent in the "Target Question section".

Similarly, for more than one termination point in the survey add another parameter RID with different Target Question.

#### New parameter

Parameter name

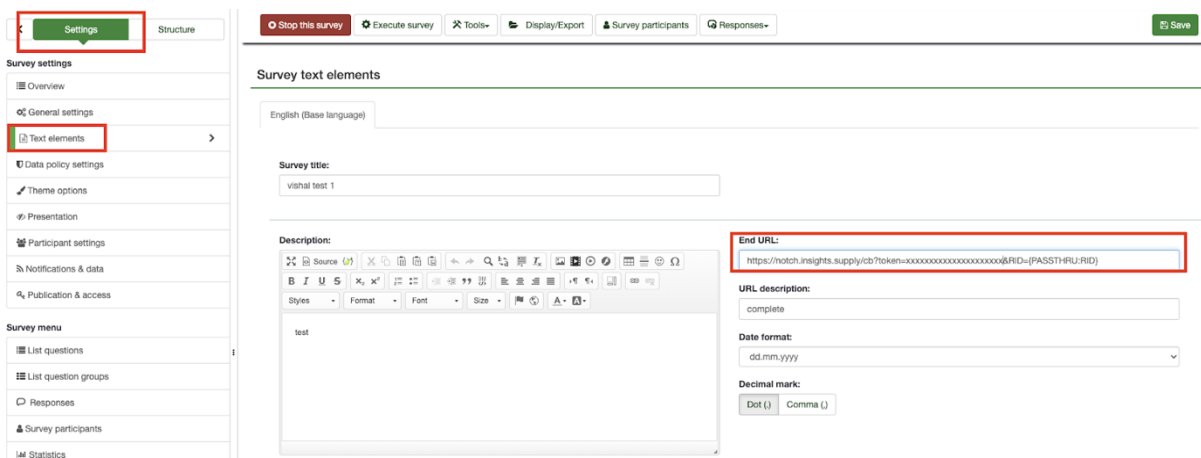
Target question

## The Complete Link

The complete link must be inserted into the **end URL field** that also has to be loaded automatically for everyone who successfully completes the whole survey.

The URL you have to send back to the panel provider should look like this:

<https://notch.insights.supply/cb?token=xxxxxxxxxxxxxxxx&RID={PASSTHRU:RID}>

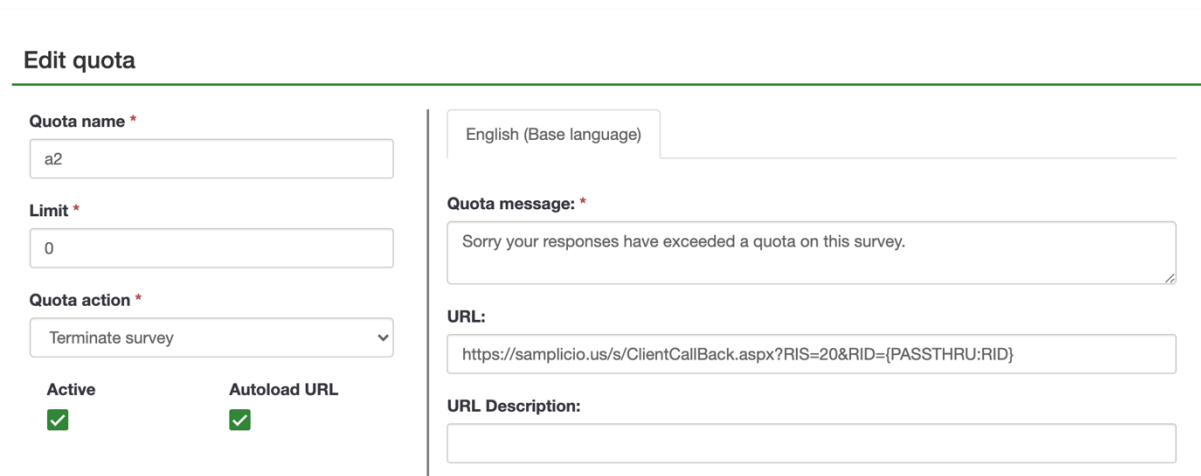


## The Screen Out Link

A screen out prevents the participants from continuing the survey because he or she is not a member of your survey target group. For screen outs, you must set the quota limit field to "0" (zero) and allow the quota URL to be automatically loaded once it is triggered.

Then, add the following link into the quota URL field:

<https://samplerio.us/s/ClientCallBack.aspx?RIS=20&RID={PASSTHRU:RID}>



## The Quotafull Link

A quota full excludes participants from continuing the survey, because a certain quota has been exceeded. Set the limit as per the need of the quota

<https://samplerio.us/s/ClientCallBack.aspx?RIS=40&RID={PASSTHRU:RID}>

### Edit quota

---

Quota name \*

a2

Limit \*

10

Quota action \*

Terminate survey

Active



Autoload URL



English (Base language)

Quota message: \*

Sorry your responses have exceeded a quota on this survey.

URL:

https://samplerio.us/s/ClientCallBack.aspx?RIS=40&RID={PASSTHRU:RID}

URL Description: