

Participant 1




1 - 2 - 3 - 4 - _____	9 - 13 - 14 - 9 - _____	2 - 4 - 6 - 8 - _____
		

Diagram illustrating connections between the top row (sequences) and the bottom row (portraits) for Participant 1. Red arrows indicate the following connections:

- From the portrait of the Black man (bottom left) to the sequence "1 - 2 - 3 - 4 - _____" (top left).
- From the portrait of the young woman with brown hair (bottom middle) to the sequence "9 - 13 - 14 - 9 - _____" (top middle).
- From the portrait of the young woman with brown hair (bottom right) to the sequence "2 - 4 - 6 - 8 - _____" (top right).

Participant 2

2 - 4 - 6 - 8 - _____	9 - 13 - 14 - 9 - _____ ,	1 - 2 - 3 - 4 - _____
		

Participant 3

2 - 4 - 6 - 8 - _____	2 - 4 - 6 - 8 - _____	1 - 2 - 3 - 4 - _____
